



## Installation problems with Microsoft SQL Desktop edition

### On startup of BullCharts, you are repeatedly asked to install the Microsoft SQL Database Engine (MSDE)

#### Solution 1 – MSDE may already be installed

Microsoft has problems in removing a previous installation or in correctly updating an existing installation. Please remove any attempted installations of MSDE:

1. From the Start menu, choose Run.
2. In the Run dialog, enter  
C:\Program Files\Microsoft SQL Server\  
3. then click OK.
4. Select the folder MSSQL, then press the Delete key on your keyboard. A message box should appear, saying "Are you sure you want to remove the folder..."
5. Click Yes.
6. Try starting BullCharts again and it should prompt to install MSDE.

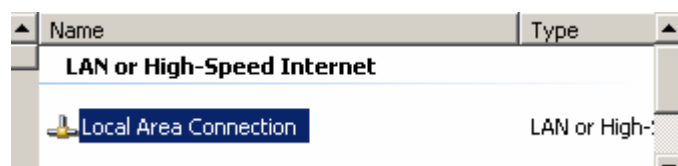
#### Solution 2 - File and Printer Sharing needs to be enabled

File and Printer Sharing needs to be enabled:

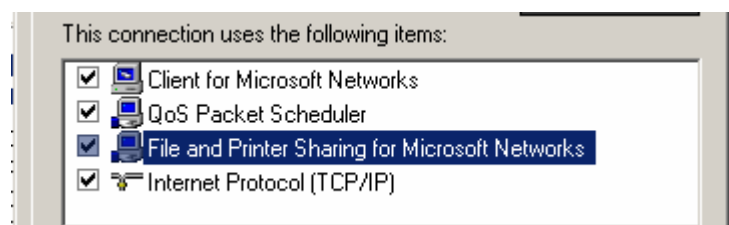
*Right-click* on "My Network Places" on your Desktop and choose Properties.



*Right-click* on the network-connection you use and choose Properties.



In the list labeled "This connection uses the following items:" look for an item labeled "File and Printer Sharing for Microsoft Networks".



**If that item is *not* in the list:**


1. Click the button labelled "Install..."
2. Choose "Service", then click "Add..."
3. In the list labelled "Network Service:", choose "File and Printer Sharing for Microsoft Networks" then click OK.

4. Click the Close button at the bottom of the dialog
5. Try starting BullCharts again and it should prompt to install MSDE.

**If that item *is* in the list but *not* ticked:**

1. Tick the box
2. Click the Close button at the bottom of the dialog
3. Try starting BullCharts again and it should prompt to install MSDE.

**If that item *is* in the list and *is* ticked:**

1. From Start  in the bottom left of your Desktop, select Settings, then Control Panel.



2. Next select the Administrative Tools folder



(NB depending on Operating System and settings, the Administrative Tools folder could be in different locations - in the Start menu, in the Programs menu, in the Control Panel).

3. Next select Services



4. Look for the service with 'Server' in the Name column.



5. Double-click on the 'Server' service and make sure the 'Startup Type' is 'Automatic'.
6. Reboot.
7. Try starting BullCharts again and it should prompt to install MSDE

• Trade your own way •